

# DEMOGRAPHICS REPORT JUNE 2019

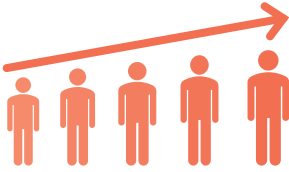
## A SNAPSHOT OF OUR LOCAL POPULATION



CITY OF MERCED

↑ 1.9%

### POPULATION



85,921

Population was up to nearly 86K in 2018, up 1% from 2017 and up 8.8% from 2010. Average annual increases since 2011 have been consistent with growth in the County, averaging 1% growth per year. Median age in 2017 was 29.2 years, up from 27.4 in the prior year.

Source: California Department of Finance, Demographic Research Unit, <http://www.dof.ca.gov/>; U.S. Census Bureau, 2013-17 ACS 5-Year Survey, Table DP05 Demographic and Housing Estimates, data. [census.gov](https://www.census.gov), June 2019



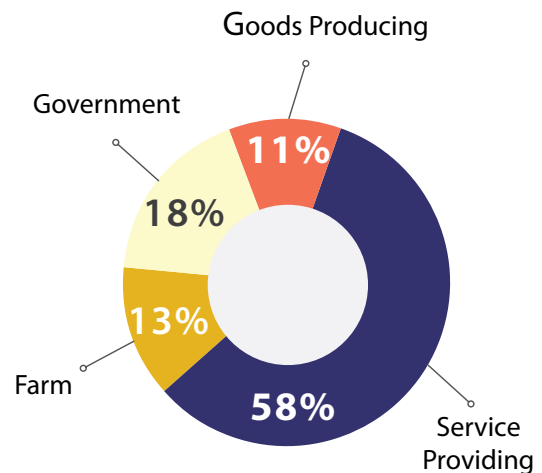
### EMPLOYMENT

↑ 3.9%

31,900



There were 31,900 City of Merced residents employed in 2018 up 3.9% from 2017. Compared to 2010, there are now 3,500 more residents currently working, an increase of 12.3%. The pie chart on the right shows the breakdown of industries for the Merced metropolitan statistical area:



Source: California Employment Development Department, Labor Market Information Division, Monthly Labor Force Data for Cities and Designated Places and Industry Employment, [www.labormarketinfo.edd.ca.gov](http://www.labormarketinfo.edd.ca.gov), June 2019



### EDUCATION

↓ 1.9%

Less than High School 25.9%

High School 23.6%

Some College 24.0%

Associate's Degree 8.9%

Bachelor's Degree 10.4%

Graduate or Doctorate Degree 7.2%

26.5% of residents have an associate degree or higher, a decrease of 1.8% from the previous year. Enrollment at Merced College decreased 0.4% to 11,552, while enrollment at UC Merced increased 8.0% to 7,967.

Sources: US Census Bureau, 2013-17, Table S1501 Educational Attainment data. [census.gov](https://www.census.gov), Merced College, [www.mccd.edu](http://www.mccd.edu) and UC Merced, [www.ucmerced.edu](http://www.ucmerced.edu), 2018 Fall Enrollment

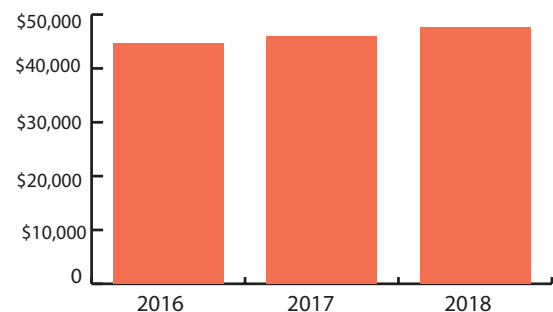
↑ 3.5%

### WAGES



\$47,637

Average annual wages were up to in 2018, up 3.5% from 2017. Current wages are up 23.4% from the annual average in 2010. Over the past four years, wages have increased an average of 4.3% annually



Source: California Employment Development Department, Labor Market Information Division, Occupational Employment Statistics and Wages, [www.labormarketinfo.edd.ca.gov](http://www.labormarketinfo.edd.ca.gov), June 2019